

FAREHAM EFOCUS JUNE 2026



Fareham Methodist Church
Efocus June 2026
Registered Charity No 1127814

MINISTER: The Revd. Pauline Crispin

Telephone 07349709478

E-mail: paulinecrispin@yahoo.co.uk

EDITOR: Lin Woodhams

E-Mail: Fareham.focus@gmail.com

Fareham Church Website:

www.farehammethodist.org.uk

Circuit website: www.esanddcircuit.org.uk

**Services for the Month of
June 2026**

07th June 10:30 am.
Revd. Pauline Crispin.
Holy Communion.

14th June 10:30 am.
Mrs Tracy Cooper.

21st June 10:30 am.
Mr Andrew Wilcock.

28th June 10:30 am.
Mr David Arnott.

6:00 pm.
Revd. Elize Goddess.
Holy Communion.

05th July 10:30 am.
Revd. Pauline Crispin.
Holy Communion.

**Sunday Coffee and Tea Rota
June 2026**

07th June Catherine Stevenson
and Margaret Boyd.

14th June Ian Bagshaw and
Lanre Akwenuke.

21st June Terry Ferguson and
Jill Groom.

28th June Lynda Haydon-Jones
and Rae Shepherd.

05th July Rach Davies and
Jenny Chalmers

**Meet and Greet on a Sunday.
June 2026**

07th June Christine Fielding.

14th June. Christine Fielding.

21st June. Christine Fielding.

28th June Christine Fielding.

05th July Christine Fielding.

Deadline for July efocus is the 30th of June.

Flower Rota June 2026

07th June Una Peters.
14th June Lin Woodhams.
21st June
28th June Jenny Chalmers.
05th July

**The Oldest Computer
Was Owned By Adam
And Eve. It Was An
Apple With Very Limited
Memory. Just 1 Byte
And Everything
Crashed!**



June Sunday Lunch at 12.15 approx.

This is open to all members of the congregation and all family and friends. We ask for a donation (of at least £5 each if you are able, please) towards the cost of the meal and any profits will go to **Charity**. If you would like to make, for our lunch, a pudding of your choice and bring it along that would be very good – thank you.


The Menu

Starter: Soup or Greek Salad

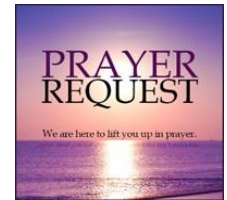
Main Course: Chicken, Sausages, Roast Potatoes, Vegetables.

Puddings: Variety.

There will be a list in the Welcome area for you to sign.
Please come along and enjoy a Sunday roast.



The Prayer Tree



The Prayer Tree is in the Welcome Area. Anyone who would like the Prayer Circle to pray for them, or others, please write your request on a leaf and hang it on the tree. These will be collected each month when the group meets.

The Thursday prayer group meets on the first Thursday of each month at 10:30 am in the Sanctuary.

All are welcome to join us, for five minutes or for as long as you wish. We will pray with or for you or you may prefer to just listen and pray silently. Our prayers will include any from the prayer tree left during the month.

4 th June	Rev. Pauline
2 nd July	Jill Race



THURSDAY BIBLE STUDY GROUP

If you'd like to join us on the 3rd Thursday of the month(10-11am) please pop along.

In June the Thursday morning Bible study will be meeting on the 11th June and not the 18th of June. This is just a one-off event.

We are now studying the Ten Commandments based in part based on J.John's study. If you're interested, please come along and join us.

Thank you, Audrey.

Thank You for Supporting the Easter Egg Appeal



A huge thank you to every individual, school, church, business and community group who supported this year's Easter Egg Appeal for Ukraine.

This year, thanks to your amazing generosity, we collected and delivered over 5,000 Easter eggs and treats for children in Ukraine

For many children living through the challenges of war, these gifts were far more than chocolate. They were a reminder that people care, that they are loved and that they have not been forgotten.

Thank you to everyone who donated, packed, transported, organised collections or financially supported the appeal. Your kindness brought smiles and hope to thousands of children and families.

VESTRY JOTTINGS

Hello all, welcome to June's jottings.

Thank you to all those from Fareham who supported the Circuit Service in Portsmouth on the afternoon of 10th May.

Thank you to everyone who brought and bought at our plant sale last month - we made over £65!!

On Sunday 26th July the morning service will probably be a Local Arrangement. We need someone to co-ordinate and lead this service (with others assisting). If you are able to do this, please let Jean Petter know as soon as possible.

Also, a mini quiz to keep you on your toes and check who reads this.

1. Where could I find the church phone number?
2. Who can I approach if I need some help?
3. What is on the Communion table and where is it from?
4. Where is the photo frame with our Minister and Steward photos?



Thank you for reading,
Rach on behalf of the Stewards.

Messages from Church Members

I would like to thank everyone who has been so kind to me after the passing of my brother Michael. Cards and flowers have shown me how our church is a family in the true sense.

Thank you. Lin Woodhams



THANK YOU FOR THE LOVELY FLOWERS
FROM THE CHURCH DELIVERED BY TONY.
MARGARET HENDERSON

"Thank you for the beautiful flowers delivered so kindly by Tony. It is so good to be remembered by the Church family. Even though I can't attend regularly I think of you all"

Lynda Young

Christmas Angels

Calling all knitters.

Will **you** knit some angels as part of an outreach programme we plan to run in December?

We need lots of angels, as many as you can knit between now and 10th December.

Each Angel will then be labelled with a Christmas message of hope for the world. A team will then place the Angels in a chosen area of Fareham where they will be left for the public to find.

Knitting patterns are available in the Welcome Area or from Maggie or Pauline.

If there are any knitters with spare wool at home, please consider placing it in the box in the welcome area. This will allow others to knit an angel or a hat without incurring any cost to themselves.

Happy Knitting.

We will be knitting the angels at the Thursday Coffee Centre.
Come and join us

CHRISTMAS ANGEL

What you will need.

Some wool (in any yarn or colour)
Knitting needles (between size 10-8 (thats 3.25mm and 4mm))
Darning needle (like a big sewing needle)
Small amount of stuffing

The angels have been designed to be as simple and as flexible as possible so everyone from a beginner to a more advanced knitter can have a go. Feel free to adapt the pattern if you want by adding in different colours or making a larger angel.

If you want a place to start we have used size 9 needles with double yarn to knit some of ours.

You will need a basic knowledge of knit and purl to make these angels but don't let that stop you if you haven't done it before. Find someone who can teach you and ask them to help you learn a new skill.

And most of all have fun.

The Pattern Angel - Body

Cast on 48 sts

1. Knit row
2. Purl row
3. K2TOG, K10*, repeat until end
4. Purl row
5. Knit row
6. P2TOG, P9*, repeat until end
7. Knit row
8. Purl row
9. K2TOG, K8*, repeat until end
10. Purl row
11. Knit row
12. P2TOG, P7*, repeat until end
13. Knit Row
14. Purl Row
15. K2TOG, K6*, repeat until end
16. Purl row
17. Knit row



This angel is knitted in sparkly cream, with sparkly mohair wings.

18. P2TOG, P5*, repeat until end
19. Knit row
20. Purl row
21. K2TOG, K4*, repeat until end - 20 sts
22. Purl row
23. Knit row
24. Purl row
25. Knit row
26. Purl row
27. Knit row

Pattern is continued on the other side.

CHRISTMAS ANGEL
www.christmasangel.net

At this point, you can change your colour to create the face if you want.

28. Purl row
29. Knit row
30. Purl row
31. Knit row
32. Purl row
33. Knit row
34. Purl row
35. K2TOG - repeat until end
36. Purl row
37. Knit row
38. P2TOG - repeat until end


Using a darning needle, thread the end of the yarn through the stitches and tighten to create the top of the head. Turn the angel inside out and sew up the head and the body. Around the neck, take a small amount of stuffing and place at the top of the head, then thread some yarn between stitches and pull loosely together.

Angel - Wings

Option 1

Cast on 27 sts

1. Knit row
2. Knit row
3. Decrease at each end (Knit)
4. Knit
5. Knit 12 rows, decrease at each end cast off



Wings as they should look using option 2.

Option 2 (more advanced)

The wings are knitted in short rows, with the yarn wrapped around the last stitch in the middle of each ridge. To complete this you need to bring your yarn forward, slip the stitch over purlwise, take the yarn back again, replace the slipped stitch, bring the yarn forward again and turn the work.

w&t = wrap & turn

Cast on 9 sts

1. K8, w&t, K8
2. K6, w&t, K6
3. K4, w&t, K4
4. K2, w&t, K2
5. K4, w&t, K4
6. K6, w&t, K6

Repeat these 6 rows, 4-5 times as necessary. Sew wings to the body.



VALUE IT

Come along to
Fareham Methodist
Church,
Kings Road, Fareham.
SATURDAY 20TH
JUNE

From 10 am – 4 pm.
To have your family
Heirlooms, etc.
Valued by
Nesbit's Auctioneers



£1.00 per item valued.

Refreshments available

Charity No: 1127814



Christian Aid Week

Thank you so much to all who supported Christian Aid Week: to those preparing and giving at the Church Lunch in April; collecting at the stall in the Shopping Precinct and supporting the Retiring Collection in Church. Much of this was gift aided. Thank you

This year before Gift Aid we raised: £629.55
April Monthly Church Lunch: £166.88
Retiring Collection on 10th May £402.87

The stall in the shopping precinct collected: £1143.66

The current total for Fareham and Portchester before gift aid is: £3504.93

Thanks also to those who donated directly to Christian Aid on-line

Please make a note in your diary that the next planned local activity is a Quiz Night on Saturday 14th November.

Linda Foster



Fourth Friday Games
There is no Fourth Friday Games in
June, July and August.
We shall resume on
September 25th 2026



If you have an Action for Children home collection box, please give it to me during June so that I can send them the money.

Catherine Stevenson